



**AXELEN**

Est 1990

# Double sliding door with 2-step rail





A double sliding door with 2-step rails is used where a large opening is required but where space is limited in the sideways direction. The panels overlap each other instead sliding to the side.

*(Posts, handles and panels are not included in the door package. Opening dimensions may be limited depending on the type of lock chosen.)*



# Models

---

ARTICLES / DESCRIPTION	MAX WIDTH (MM)	HEIGHT (MM)	PANEL	FITS POSTS
 <b>D23-230300R</b>	2880	2300	Mesh Plastic Sheet metal	Classic 50x50
 <b>D23-230300L</b>	2880	2300	Mesh Plastic Sheet metal	Classic 50x50
 <b>D43-230300L</b>	2880	2300	Mesh Plastic Sheet metal	Premium 70x70
 <b>D43-230300R</b>	2880	2300	Mesh Plastic Sheet metal	Premium 70x70

## Related products

---



### LOCKS

#### Padlock brackets

Padlock brackets is our most simple lock system, suitable for X-Store 2.0 door packages. A normal hinge lock secure the area from being entered by unauthorized.

[3 articles](#)



### LOCKS

#### Snap lock

With this snap lock, suitable for X-Store 2.0 door packages, the door closes with a simple push and is kept closed by the built-in catch.&nbsp;

[3 articles](#)



### LOCKS

#### X-It

Axellent X-It is a keyed cylinder lock designed primarily for all our modular mesh panel systems for machine guarding and industrial/warehouse. Thanks to the unique construction and it's simple asse...

[18 articles](#)