




AXELEN



Est 1990

Snap lock

Snap lock is widely used on machine guards in conjunction with switches. One press and the door closes and remains closed thanks to the lock's snap function. The lock can also be supplemented with a magnet T01-08.



Models

| ARTICLES / DESCRIPTION | COLOR |
|--|---|
|  | L10-05-0 Snap lock for hinge door, right/left |
|  | L20-05-0 Snap lock for sliding door, right/left |



L22-05-0

Snap lock for sliding door with centre lock



G3059-1

Lock plate for Snap lock

Graphite Black (RAL 9011)
