




Est 1990

# Double impact low















Use the X-Protect Double Impact Low Barrier configuration to protect structures from ground level, heavy duty impacts. It is one of our strongest Impact protection configurations and also ideal for protecting pallet racking.







Our modular rails and bollards allow for damaged or worn parts to be replaced at a component level. If you need to replace any component - it is just a slide away.

X-Protect is a unique approach to safety barriers. Unrivalled modularity, using only a few system components and damping that is built in to create a barrier system that changes with your work place. X-Protect allows rapid transformation, repair or replacement of existing barriers and bespoke configurations are limitless.



# Models

ARTICLES / DESCRIPTION	HEIGHT (MM)	LENGTH (MM)	CC (MM)	COLOR
 <b>BCE0-061-I200</b> Double Impact Low end	610			Zinc Yellow Graphite Black
 <b>BCE1-061-I200</b> Double Impact Low end	610			Zinc Yellow
 <b>BCM0-061-I200</b> Double Impact Low mid	610			Zinc Yellow Graphite Black
 <b>BCM1-061-I200</b> Double Impact Low mid	610			Zinc Yellow
 <b>BCC0-061-I200</b> Double Impact Low corner	610			Zinc Yellow Graphite Black
 <b>BCC1-061-I200</b> Double Impact Low corner	610			Zinc Yellow
 <b>RCI1-027-0050</b> Impact rail		270	500	Zinc Yellow
 <b>RCI1-047-0070</b> Impact rail		470	700	Zinc Yellow
 <b>RCI1-077-0100</b> Impact rail		770	1000	Zinc Yellow
 <b>RCI1-127-0150</b> Impact rail		1270	1500	Zinc Yellow
 <b>RCI1-177-0200</b> Impact rail		1770	2000	Zinc Yellow
 <b>RCI1-227-0250</b> Impact rail		2270	2500	Zinc Yellow
 <b>RCI1-277-0300</b> Impact rail		2770	3000	Zinc Yellow
 <b>RCI1-064-0087</b> Impact rail		640	870	Zinc Yellow

	<b>RCI1-067-0090</b> Impact rail	670	900	Zinc Yellow
	<b>RCI1-197-0220</b> Impact rail	1970	2200	Zinc Yellow
	<b>RCI1-201-0224</b> Impact rail	2010	2240	Zinc Yellow
	<b>RCI1-074-0097</b> Impact rail	740	970	Zinc Yellow
	<b>RCI1-207-0230</b> Impact rail	2070	2300	Zinc Yellow
	<b>RCI1-211-0234</b> Impact rail	2110	2340	Zinc Yellow
	<b>RCI1-217-0240</b> Impact rail	2170	2400	Zinc Yellow

## Related products

---



### IMPACT BARRIERS

#### Impact

Use the X-Protect Impact Barrier for ground level impact protection. It is ideal for segregating light weight vehicles or defining warehouse zones. Our modular rails and bollards allow for damaged...

[21 articles](#)



### IMPACT BARRIERS

#### Impact high

Use the X-Protect Impact High Barrier for high level impact protection. It is ideal for segregating light weight vehicles or defining warehouse zones. Our modular rails and bollards allow for damag...

[21 articles](#)



### IMPACT BARRIERS

#### Double impact

Use the X-Protect Double Impact Barrier configuration to protect structures from high level, heavy duty impacts. It is one of our strongest Impact protection configurations. Our modular rails and b...

[21 articles](#)



### PEDESTRIAN BARRIERS

#### Pedestrian with impact

Use the X-Protect Pedestrian + Impact barrier configuration to protect walkways from medium duty vehicles where there is an increased risk of ground level impacts. It is also possible to combine wi...

[19 articles](#)