




Est 1990

Double sliding door with 2-step rail

A double telescopic sliding door with rails is used where a large opening is required but where space is limited in the sideways direction. The panels overlap each other instead sliding to the side.





Maximum height is 2500 mm and maximum width is 2x1500 mm. **The maximum width varies depending on the used locking solution.*

(Posts, handles and panels are not included in the door package. Opening dimensions may be limited depending on the type of lock chosen.)







Models



Height 2000 mm 4 articles


ARTICLES / DESCRIPTION	MAX OPENING WIDTH (MM)	MAX HEIGHT (MM)	PANEL	FITS POSTS
 D23-200300R Double sliding door with 2-step rail	2880	2000	Mesh	Classic 50x50
 D23-200300L Double sliding door with 2-step rail	2880	2000	Mesh	Classic 50x50
 D43-200300L Double sliding door with 2-step rail	2900	2000	Mesh	Premium 70x70
 D43-200300R Double sliding door with 2-step rail	2900	2000	Mesh	Premium 70x70

Height 2300 mm 4 articles

ARTICLES / DESCRIPTION	MAX OPENING WIDTH (MM)	MAX HEIGHT (MM)	PANEL	FITS POSTS
 D23-230300R Double sliding door with 2-step rail	2880	2300	Mesh Plastic Sheet metal	Classic 50x50
 D23-230300L Double sliding door with 2-step rail	2880	2300	Mesh Plastic Sheet metal	Classic 50x50
 D43-230300L Double sliding door with 2-step rail	2900	2300	Mesh Plastic Sheet metal	Premium 70x70
 D43-230300R Double sliding door with 2-step rail	2900	2300	Mesh Plastic Sheet metal	Premium 70x70

Height 2500 mm 4 articles

ARTICLES / DESCRIPTION	MAX OPENING WIDTH (MM)	MAX HEIGHT (MM)	PANEL	FITS POSTS
 D23-250300L Double sliding door with 2-step rail	2880	2500	Mesh	Classic 50x50
 D23-250300R Double sliding door with 2-step rail	2880	2500	Mesh	Classic 50x50

**D43-250300L**

Double sliding door with 2-step rail

2900

2500

Mesh

Premium 70x70

**D43-250300R**

Double sliding door with 2-step rail

2900

2500

Mesh

Premium 70x70

Related products

**LOCKS AND SWITCHES****Hitch lock**

This lock is an alternative to our X-lock and has an integrated mounting for non-contact switches. The lock has an adjustable hitch for eliminating any internal play. The handle is spring-loaded to...

[3 articles](#)**LOCKS AND SWITCHES****Padlock brackets**

Padlock brackets are our very simplest lock system. A standard hinge lock prevents unauthorized access.

[3 articles](#)**LOCKS AND SWITCHES****Snap lock**

Snap lock is widely used on machine guards in conjunction with switches. One press and the door closes and remains closed thanks to the lock's snap function. The lock can also be supplemented with...

[4 articles](#)**LOCKS AND SWITCHES****X-Lock**

X-Lock is a versatile door lock system that suits all our accident prevention series. Using X-Lock and a door kit, you can transform any accident prevention panel into a door with a secure locking...

[5 articles](#)**LOCKS AND SWITCHES****Switch fittings**



Axelent works closely with a number of interlock switch market leaders such as Allen-Bradley, Siemens, Euchner, ABB Jokab and Telemecanique. The wide range of products we can supply to our customer...

44 articles

ACCESSORIES

Kick plate



We offer two different packages of Kick plates, one for panels and one for doors. This Kick plate fits: X-Rail X-Guard Lite, Classic and Premium X-Store 2.0

35 articles



ACCESSORIES

Bail handle

The bail handle, c/c 150 mm, is supplied as a set of 2 pieces and an attachment.

1 articles



ACCESSORIES

Support wheel

An extra support wheel would not go amiss on some types of door solutions. Our range now includes a new smart support wheel that fits both hinged and sliding doors.

2 articles

ACCESSORIES

Kick plate



We offer two different packages of Kick plates, one for panels and one for doors. This Kick plate fits: X-Rail X-Guard Lite, Classic and Premium X-Store 2.0

35 articles